



Audencia

# VARK Workshop

*October 2024*





Audencia

# Why VARK?

*Introduction*





Audencia

# VARK

*Learning preferences and learning optimisation*



# Results of your class

No. 1 = Multimodal (4) (35%)

No. 2 = Unimodal A

No. 3 = Unimodal V

Low Preference:  
"R" (Read/Write)

QUADRI = need to master all 4!

	2024	2023	2022	2021	Monde
	Audencia	Audencia	Audencia	Audencia	
<b>Unimodale</b>	<b>30%</b>	<b>37%</b>	<b>32%</b>	<b>36%</b>	<b>34%</b>
<i>Visuel</i>	11%	10%	9%	11%	1,90%
<i>Auditif</i>	12%	16%	12%	20%	5,10%
<i>Lire/Ecrire</i>	2%	2%	3%	0%	4,20%
<i>Kinesthétique</i>	4%	9%	8%	5%	22,80%
<b>Bimodale</b>	<b>19%</b>	<b>18%</b>	<b>17%</b>	<b>12%</b>	<b>20%</b>
AK	9%	8%	6%	5%	11,10%
AR	3%	1%	1%	0%	0,70%
RK	1%	1%	1%	0%	2,50%
VA	4%	5%	5%	1%	0,30%
VK	2%	2%	3%	4%	4,90%
VR	1%	0%	0%	1%	0,50%
<b>Trimodale</b>	<b>15%</b>	<b>13%</b>	<b>9%</b>	<b>13%</b>	<b>15,40%</b>
ARK	4%	3%	2%	1%	4,80%
VAK	8%	8%	5%	7%	7%
VAR	2%	1%	3%	5%	0,20%
VRK	1%	2%	2%	0%	3,40%
<b>Quadri</b>	<b>35%</b>	<b>31%</b>	<b>40%</b>	<b>39%</b>	<b>30,60%</b>



Audencia

# VARK WORKSHOP

## Discover your activities



# Your teamwork

## What you will do during the workshop

You are in a team of 5 to 6

- **Challenge 1** : You will put your VARK preferences into practice: as a team, you will first help a fictional character, Jeanne, to solve 2 challenges that appeal to your learning preferences ( **30 minutes** )
- **Challenge 2** : You experiment as a team with different learning methods that you can apply directly to course material (economics course) ( **90 minutes** )

Your facilitator will guide you along the way.



Audencia

# Challenge 1

## "Help Jeanne"



# Background

## Help Jeanne take charge of her new job!

Jeanne is a young Bachelor graduate recently hired by an international company manufacturing fashion accessories.

It's her first week, she already has a busy schedule including an integration/team building meeting with her colleagues in a charming location.

Jeanne will discover very quickly that the VARK preferences that she worked on at AUDENCIA will be useful to her in all (!!!) dimensions of her professional life...





# Content of the challenge – 30 minutes, 2 challenges

In 2 consecutive mini-challenges, test your VARK preferences as a team to help Jeanne

- **“Audio” challenge: guide Jeanne and her teammates to reach a training location – 20 min**
- **Reading Challenge: Guide Jeanne and her teammates to reach a restaurant via a historic district – 10 min**



Audencia


# Challenge 1 – Part 1

## “Finding the training location”



# AUDIO Challenge

## 3, 2, 1... go!



### Brief sur défi "audit"

Jeanne, récemment diplômée d'AUDENCIA vient d'être recrutée dans une entreprise internationale et avec ses autres équipes elle est en route pour un séminaire d'intégration dans un lieu exotique à leur entreprise. Lors, leur manager américain qui est aussi nouveau en France les appelle car leur lieu de formation a changé à la dernière minute, sans considérer d'avoir les collègues. Ils n'ont pas de GPS, et, malheureusement, ils n'ont presque plus de batterie. Ils peuvent bien encore entendre leur manager au téléphone, mais ils doivent donc d'utiliser internet ou les appels de GPS. Le manager les guide à partir de l'adresse indiquée de leur séminaire. Jeanne et ses collègues doivent collectivement le message, en essayant de se rappeler de ce qui a été dit. Ils doivent aussi récupérer leur collègue David, qui est aveugle, et qui habite près d'un parc. Le manager a un fort accent américain. Il prononce certains mots en français, d'autres en anglais, parfois cela peut être difficilement compréhensible ou sujet à confusion. Sur la base de ce message, l'équipe utilise une carte routière pour trouver leur nouvelle destination.

### Consignes

- Lire le brief donné par l'animateur (2 minutes)
- Désigner un scribe dans votre équipe
- Maintenant, écoutez ensemble l'enregistrement sonore (3 minutes)
- Le scribe prend des notes de ce que vous avez mémorisé ensemble
- Envoyez une personne récupérer DAVID une seconde fois le message (3 minutes)
- Cette personne revient à votre table avec la carte fournie par le facilitateur ou TOP QUALITY du séminaire pour 8 minutes
- Travaillez en équipe à trouver le lieu d'arrivée et de la future formation avec toutes les informations recueillies (chemin et lieu)

# Your facilitator will now distribute the instructions to each team.

# Read the brief.



# AUDIO Challenge

3, 2, 1... go!

Your facilitator will now play an audio file. **Listen carefully.**

**No note taking!**

After listening, **ONE** person is allowed to take notes for the team (your scribe).

- [Audio link \(click to listen\)](#)





# AUDIO Challenge

3, 2, 1... go!

You now have **8 minutes**.

Work as a team to find the location of the team-building training with all the information gathered (path and location).

**Raise your hand when finished.**

The first team to **successfully** finish before the time ends wins a reward!



# CONGRATULATIONS





Audencia

# Challenge 1 – Part 2

“Help Jeanne get to the restaurant”

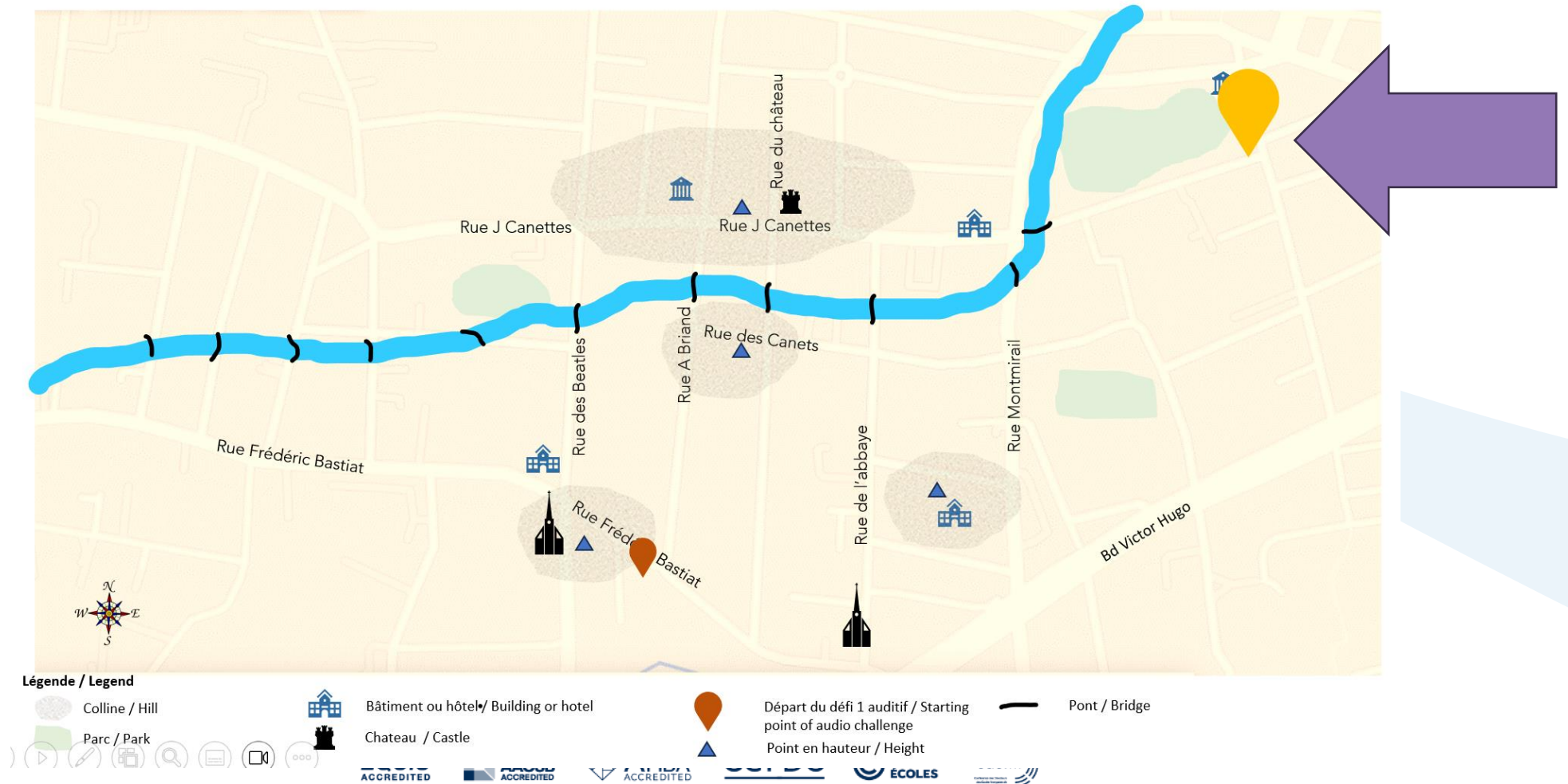




# READING AND MEMORIZATION Challenge

## 3, 2, 1... go!

First, mark the training location on your map with the help of the facilitator.




# READING AND MEMORIZATION Challenge

3, 2, 1... go!



**Take 3 minutes** to read and memorize the description of the historic district





WIKIPÉDIA  
L'encyclopédie libre

## History

Odacity is a charming town with many historical remains due to its privileged location. For example, traces of the Carolingian era have been found, such as burial remains, located at the current site of the upper church.

Around the 10th century, the local lord Arthur de Montmirail decided to build a fort at a strategic location overlooking the Odace River, a natural defense. This fort, located on the right bank of the river, was gradually built “in stone” over time to become the current castle. This castle provided a very clear view to the south, and around it gradually built what constitutes today’s historic center.



# READING AND MEMORIZATION Challenge

## 3, 2, 1... go!

Your facilitator will now distribute the instructions to each team.

When the facilitator gives the GO signal, read the briefing and the instructions given by Jeanne's manager.



Use the map to get to the restaurant, trace your path. Indicate where the restaurant is.  
**You have 5 minutes.**

**Raise your hand when you're done.**



Brief Ze défructure\*

Jeanne et ses collègues ont terminé leur formation. Lors de la séance d'intégration, chaque participant a dû mettre en avant un point à améliorer dans les prochains mois. Pour John le manager, il a décidé d'améliorer son sens de l'orientation (qui lui pose problème dans son rendez-vous client). Pour mettre en pratique, il donne aux autres participants des instructions écrites pour leur expliquer comment rejoindre le restaurant du soir où tout le monde doit se rejoindre. Pour poser le jeu, pas le droit d'utiliser Google Maps.

Adieu tout le monde à arriver à bon port ! Voici les indications écrites par John :

- \*Nous nous retrouvons à 19h au restaurant - La Belle Equipe - à partir du lieu de la formation
1. Longer la partie sud du parc sur toute la rue en vous dirigeant vers droite.
  2. Prendre la rue J Canettes jusqu'au niveau du centre historique et du château
  3. Tourner alors sur votre gauche dans une rue qui débouche au milieu d'une autre rue qui porte presque le même nom que la rue J Canettes mais dont j'ai oublié le nom. Vous êtes maintenant rue gauche.
  4. Monter puis descendre cette rue qui porte presque le même nom que la rue J Canettes. En arrivant au haut de la rue, au loin vers le sud "à 10h moins dix", on aperçoit l'église romane, cela vous donnera un point de repère, elle est proche de votre destination
  5. A la fin de cette rue, prendre une nouvelle rue et aller vers le sud. Au bout de la rue il y a le restaurant.

Je pense que c'est assez clair. See you all!

Consignes

- Lisez attentivement le brief
- Au top départ donné par l'animateur de la salle, guidez vous collectivement sur la carte pour retrouver le restaurant
- Vous avez 5 minutes pour réaliser l'exercice

# CONGRATULATIONS



# Final debrief of Jeanne's challenge



## Show of hands

What learning preferences were useful to you in solving the 2 challenges? (note that there are several per challenge)

**In challenge 1: reach the training location**

**In challenge 2: reach the restaurant**

# Preferences implemented

<b>Audio challenge</b> <b>We find the 4 VARK dimensions</b>	<b>Reading challenge</b> <b>We find the 4 VARK dimensions</b>
<p>V – you look at the map A – you listen to the instructions + auditory challenge + group discussions R – reading the brief + the scribe takes notes K – manipulate the map, locate yourself and trace the path</p>	<p>V – you look at the map A – you listen to oral instructions + exchanges between peers R – reading and memorizing the brief/instructions K – manipulate the map, locate yourself and trace the path</p>





Audencia

# Challenge 2

“Applying different learning methods”



# Test different learning methods

## Introduction to the exercise

### You will receive an academic text

The goal of the challenge is:

- **to learn** the information from this text as a team (useful for your course exam!)
- **to test your knowledge** of the text **via an individual final quiz (MCQ)** (your team score = average of the members)
- **understand what was easy /complicated** in the experience lived



The subject of the text is a key element of your current course **“Business Organization and Economics”** and may be part of your exam this semester.





# Test different learning methods

## Team instructions

3 or 4 “paper” teams



To help you learn you have several resources

- The text to be learned in **paper** format
- 25 blank flashcards
- Post-its
- Pens, felt-tip pens
- Paper (A4 and large format)

**BUT it is strictly forbidden for “paper” teams to use their computers or their telephones**

2 “digital” teams



Your resources

- A text “Tips for learning with AI”
- The text to learn in **digital format** (link to the tips document)
- Internet access + telephone and **computer use**

# Test different learning methods

## Instructions for the “Paper” and “Digital” teams



Now, think together about how you will do this exercise together (learn the given text) with the constraints given.

**You have 10 minutes to design a learning strategy for your team.**

Then, you will receive the text from the facilitator and you will have **50 minutes** to learn the text.




# Test different learning methods

## Instructions for the “Paper” and “Digital” teams

### Your facilitator distributes the texts

*paper* teams : the text to learn.



*digital* teams : a text on using AI for learning with a link to the text to learn.



You now have **50 minutes**.

**GOOD LUCK !**

# Test different learning methods

***Now it's time to take the quiz.***

Please clear your table.

**Keep your eyes on your paper only**

**No conversations**

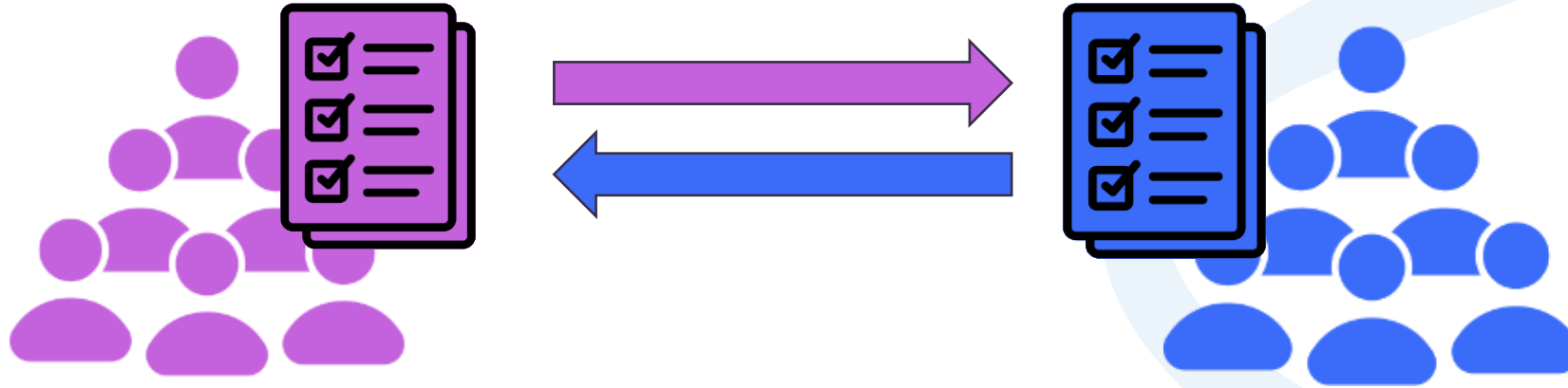
**This is an individual quiz.**

You will have **10 minutes**



# Test different learning methods

## Grading (**optional**)



Please exchange your quizzes with those on the team next to you.  
The opposing team will grade your quizzes (and vice versa).

Your facilitator will now read out the correct answers. Mark the correct answers on the quiz that you are correcting and then calculate the total (final grade).

Then compile the other team's quiz results to calculate that team's average

# Debriefing

Each team reports to the others what was easy/complicated/limits with the constraints – or freedom – set at the start

Each team offers a tip for their peers to learn better,

**Reward to the team that had the highest quiz score (highest team average )**





Audencia

# VARK Workshop

*END*

