

# ROLE AND SUPPORT FROM THE INSTRUCTIONAL DESIGNER

Learning & Quality Development Department

never stop daring.





**WHO WE ARE?**

never stop daring.

# WE ARE 2 INSTRUCTIONAL DESIGNERS WITHIN A WIDER DEPARTMENT



**Emmanuel Moyon**  
Learning & Teaching Development  
Head Manager



**Tamim Elbasha**  
Director LQD



**Firas Abdelmalek**  
Instructional  
Designer



**Erika Logeais**  
Instructional  
Designer

PEDAGOGY

ACCREDITATION

PRESS RANKING

AOL

CERTIFICATION REGISTRATION

# MAIN COMPETENCIES OF AN INSTRUCTIONAL DESIGNER

## DESIGN AND PROJECT MANAGEMENT

- Design courses / workshops
- Manage pedagogical projects
- Write storyboards
- Develop learning activities / games
- Facilitate creativity workshops
- Bring recommendations to learning strategies

## DIGITAL COMPETENCIES

- Build digital learning environment
- Interface with IT / production resources
- Adapt digital tools to learning objectives

## DEVELOP A PEDAGOGICAL COMMUNITY

- Promote learning practices
- Make benchmarks / develop a newsletter about pedagogy
- Integrate competencies' pedagogy



**WHY ARE WE USEFUL?**

never stop daring.

# EMERGING MISSIONS IN A CHANGING ENVIRONMENT

- Global challenges
  - **Climate changes**
  - **Health crisis**
  - **Raise of technologies**
- Professional skill expectations
  - **Importance of soft skills**
  - **Emerging jobs (data / AI)**
  - **Sustainable model**
- Sector challenges
  - **New players**
  - **Brand recognition**
  - **Distance learning**
- Learners' expectations
  - **Balance with jobs**
  - **Longlife learning**
  - **Fun, game**

 **IMPROVE LEARNING STUDENT EXPERIENCE**

# ASIDE THIS CHANGING ENVIRONMENT, YOUR MOTIVATION...

- Unsatisfaction regarding the results of students' assignments,
- Willingness to increase interactivity during live sessions,
- Course transformation,
- Develop new teaching materials,
- Use active teaching methods...




**WHAT KIND OF THINGS CAN WE  
DO FOR YOU?**

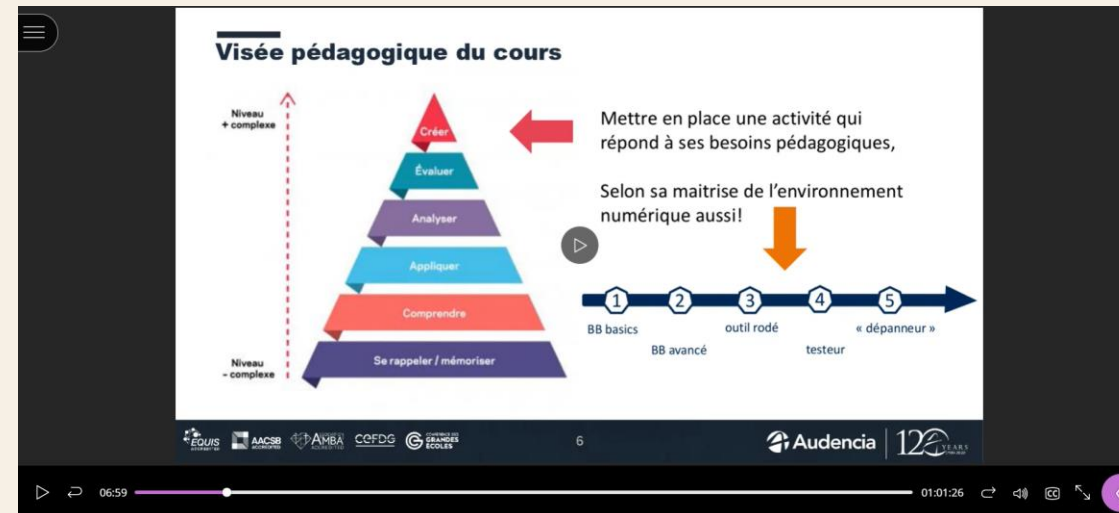
never stop daring.



# ON A REGULAR BASIS



4 times a year  
Edition of a press review on pedagogy, with the Knowledge Hub sent to all professors and stand-ins



Once a month  
One hour-webinar on teaching experience  
sent in all professors' and stand-ins outlook agenda  
Ex: large online course, case study facilitation, distance coaching

# ON REQUEST

## From the programs

- To bring added value to learning experience. Ex: Active learning zone / innovative learning spaces
- To develop student's autonomy. Ex: business basics, online courses
- To ensure inclusiveness into teaching. Ex: exam procedures, professor handbooks
- To meet quality requirements on pedagogy. Ex: model online teaching conditions (author rights)

## From the professors

- To develop print or digital case studies,
- To foster creativity, design thinking workshops,
- To design online courses,
- To observe teaching situations,
- To co-facilitate big attendance workshops,
- To develop online environments

# TO COME SOON



Photo by [Firmbee.com](https://www.firmbee.com) on [Unsplash](https://www.unsplash.com)

**Lighthouse, a tailored certified training programme for professors on teaching, managing and increasing impacts**

Peer learning / mentoring

Partnership with Advance HE

**PORTAL LEARNING & TEACHING**

- I ORGANIZE MY COURSE
- I FACILITATE MY COURSE
- I ASSESS MY STUDENTS
- I IMPROVE MY TEACHING PRACTICES
- I ACCESS RESOURCES & CASE STUDIES
- I EXPLORE THE LEARNING & DEVELOPMENT LAB

Know more about the pedagogical portal  
More information here


You need to discuss with us?  
Get touch by email

Need some instructional design on your project?  
Fill this form

LQD and Knowledge Hub  
Keep you informed  
Find all the newsletters

**Learning & Teaching Hub, one single place to find resources, peer feedbacks, tips and Audencia policies on teaching environment.**

<https://learning-teaching.audencia.com/>

A large, stylized graphic of the number '111' in a dark blue color, centered on the page. The '1's are composed of three vertical bars, and the middle '1' is slightly taller than the other two. The background is a solid dark blue.

**HOW CAN WE WORK TOGETHER?**

A short, horizontal white line centered above the text.

never stop daring.

# CONTACT & PROCESS

## Regarding pedagogy:

If you want to launch a project with an instructional designer, you can either complete a form on the website (digital project) or send an email.

In case of digital projects, after completing the project framework, your project will be assessed by an internal steering committee.

1. Connect to <https://learning-teaching.audencia.com/> , complete the demand form
2. Contact: [pedagogy@audencia.com](mailto:pedagogy@audencia.com)

## Regarding the LMS (support done by the DTSI):

If you have any technical issue, you can either read the tutorials regarding blackboard or directly contact someone from the LMS support.

1. Connect to Blackboard and self-enrol to the course code IP01
2. Contact: [support-lms@audencia.com](mailto:support-lms@audencia.com)

Une école



Thank you for your attention!



■ ■ RÉPUBLIQUE FRANÇAISE